



# 2010 Grower Strip Trial

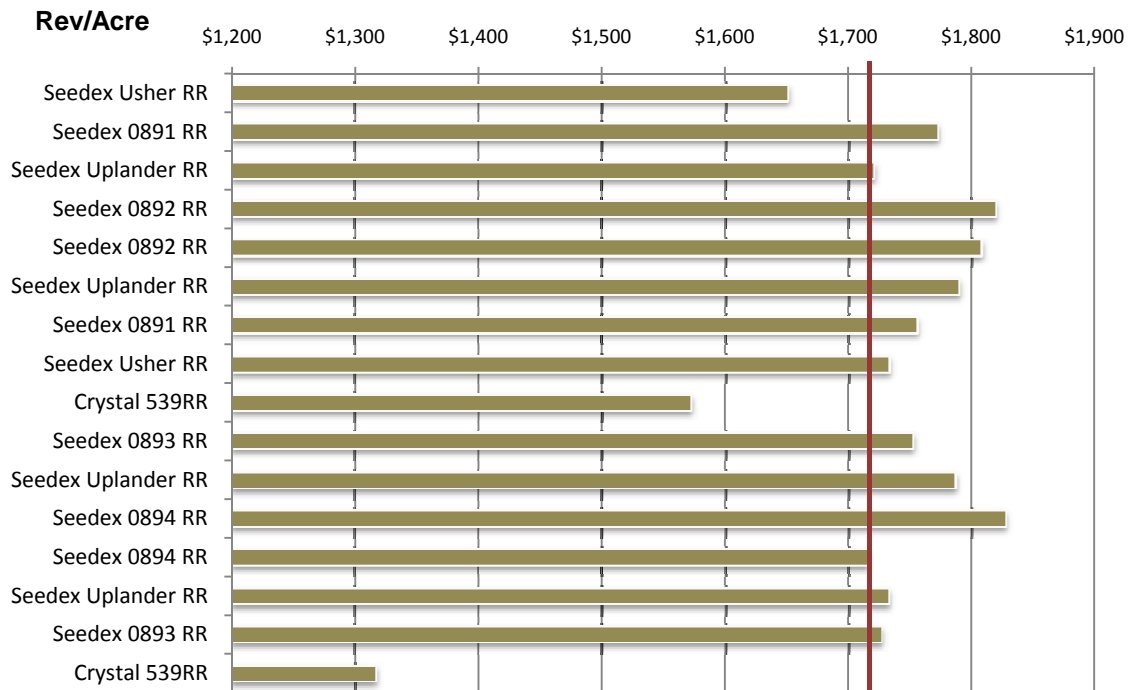
157 Farms

Planted: April 19

Ulen, MN

Harvested: October 13

Variety	\$/Acre	Rec/Ac	Tons/Ac	Sgr	Rec/T	SLM	Tare
Seedex Usher RR	\$ 1,650.45	11,019	30.6	18.9	360.1	0.90	2.00
Seedex 0891 RR	\$ 1,771.79	11,666	31.7	19.3	368.0	0.90	2.00
Seedex Uplander RR	\$ 1,720.85	11,246	30.2	19.4	372.4	0.78	1.40
Seedex 0892 RR	\$ 1,819.45	11,901	32.0	19.4	371.9	0.81	1.50
Seedex 0892 RR	\$ 1,807.68	11,996	33.0	19.1	363.5	0.88	2.10
Seedex Uplander RR	\$ 1,789.23	11,693	31.4	19.4	372.4	0.78	1.40
Seedex 0891 RR	\$ 1,756.07	11,645	32.0	19.0	363.9	0.81	3.75
Seedex Usher RR	\$ 1,732.49	11,635	32.6	18.8	356.9	0.91	1.35
Crystal 539RR	\$ 1,571.96	10,346	28.1	19.4	368.2	0.94	4.20
Seedex 0893 RR	\$ 1,751.90	11,656	32.2	18.9	362.0	0.80	1.40
Seedex Uplander RR	\$ 1,786.34	11,696	31.5	19.4	371.3	0.79	1.15
Seedex 0894 RR	\$ 1,826.87	12,030	32.7	19.3	367.9	0.86	2.70
Seedex 0894 RR	\$ 1,716.03	11,369	31.2	19.1	364.4	0.88	2.40
Seedex Uplander RR	\$ 1,732.29	11,278	30.1	19.5	374.7	0.77	1.65
Seedex 0893 RR	\$ 1,726.22	11,297	30.4	19.4	371.6	0.77	1.60
Crystal 539RR	\$ 1,316.43	8,688	23.7	19.3	366.6	0.92	16.50
<b>Plot Average</b>	<b>\$ 1,717.25</b>	<b>11,323</b>	<b>30.8</b>	<b>19.2</b>	<b>367.2</b>	<b>0.84</b>	<b>2.94</b>



Plot Avg

*Hello Sugar*

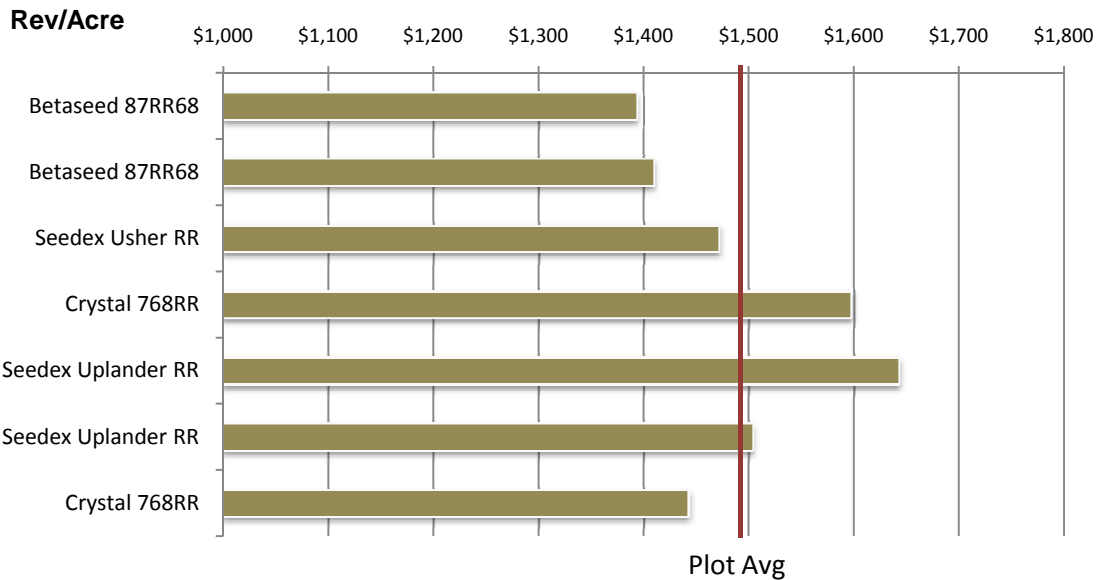


## 2010 Grower Strip Trial

**Brian Thompson**  
Drayton, ND

Planted: April 28  
Harvested: October 16

Variety	\$/Acre	Rec/Ac	Tons/Ac	Sgr	Rec/T	SLM	Tare
Betaseed 87RR68	\$ 1,392.87	9339	26.1	19.0	357.8	1.11	0.50
Betaseed 87RR68	\$ 1,409.54	9449	26.4	19.0	357.9	1.06	0.65
Seedex Usher RR	\$ 1,470.71	9753	26.8	19.3	363.9	1.06	0.90
Crystal 768RR	\$ 1,596.75	10,276	26.9	20.1	382.0	0.95	0.90
Seedex Uplander RR	\$ 1,642.29	10,602	27.9	20.0	380.0	1.00	1.20
Seedex Uplander RR	\$ 1,503.25	9727	25.7	19.8	378.5	0.88	2.25
Crystal 768RR	\$ 1,442.16	9481	25.7	19.5	368.9	1.01	2.25
<b>Plot Average</b>	<b>\$ 1,493.94</b>	<b>9804</b>	<b>26.5</b>	<b>19.5</b>	<b>369.9</b>	<b>1.01</b>	<b>1.24</b>



*Hello Sugar*

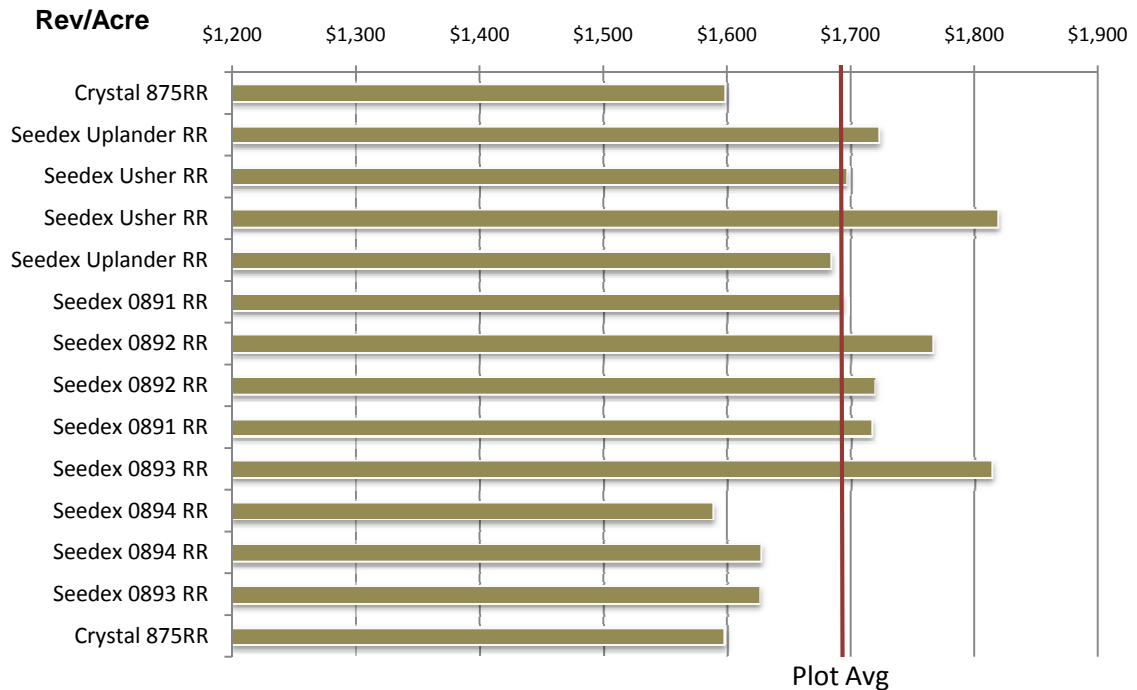


# 2010 Grower Strip Trial

**Rich Diehl**  
Hillsboro, ND

Planted: April 26  
Harvested: October 5

Variety	\$/Acre	Rec/Ac	Tons/Ac	Sgr	Rec/T	SLM	Tare
Crystal 875RR	\$ 1,597.69	11,091	32.6	18.1	340.2	1.09	3.05
Seedex Uplander RR	\$ 1,722.61	11,524	32.1	19.0	359.0	1.00	2.25
Seedex Usher RR	\$ 1,695.94	11,758	34.5	18.1	340.8	1.06	2.40
Seedex Usher RR	\$ 1,818.93	12,397	35.5	18.5	349.2	1.04	2.75
Seedex Uplander RR	\$ 1,684.08	11,482	32.9	18.5	349.0	1.00	4.20
Seedex 0891 RR	\$ 1,692.28	11,757	34.6	18.0	339.8	1.01	6.95
Seedex 0892 RR	\$ 1,765.77	11,983	34.1	18.6	351.4	1.03	4.40
Seedex 0892 RR	\$ 1,719.19	11,738	33.7	18.5	348.3	1.04	11.30
Seedex 0891 RR	\$ 1,716.35	11,570	32.6	18.7	354.9	0.96	3.80
Seedex 0893 RR	\$ 1,813.47	12,389	35.6	18.4	348.0	1.00	2.10
Seedex 0894 RR	\$ 1,588.70	11,111	33.0	17.9	336.7	1.07	4.35
Seedex 0894 RR	\$ 1,627.50	11,453	34.3	17.7	333.9	1.01	2.40
Seedex 0893 RR	\$ 1,626.18	11,163	32.3	18.2	345.6	0.87	2.50
Crystal 875RR	\$ 1,597.37	11,189	33.3	18.1	336.0	1.25	6.70
<b>Plot Average</b>	<b>\$ 1,690.43</b>	<b>11,614</b>	<b>33.7</b>	<b>18.3</b>	<b>345.2</b>	<b>1.03</b>	<b>4.23</b>



*Hello Sugar*

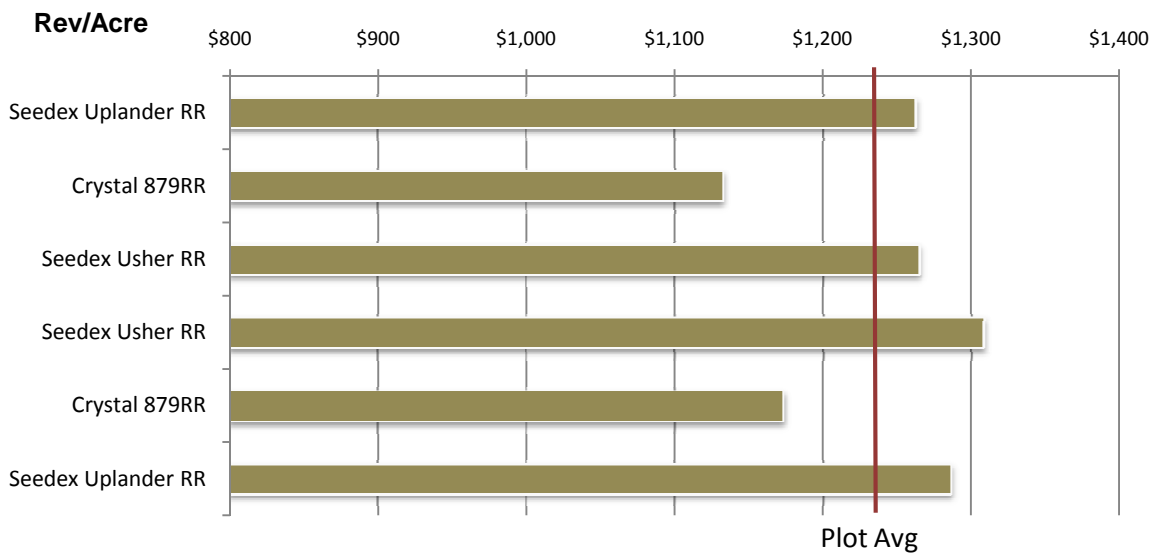


## 2010 Grower Strip Trial

**Doug Chandler**  
Nielsville, MN

Planted: April 21  
Harvested: October 1

Variety	\$/Acre	Rec/Ac	Tons/Ac	Sgr	Rec/T	SLM	Tare
Seedex Uplander RR	\$ 1,262.33	8811	26.1	17.8	337.6	0.87	1.60
Crystal 879RR	\$ 1,132.25	8186	25.4	17.1	322.3	0.99	2.30
Seedex Usher RR	\$ 1,264.68	9020	27.5	17.3	328.0	0.85	1.75
Seedex Usher RR	\$ 1,308.35	9,111	26.9	17.8	338.7	0.82	1.45
Crystal 879RR	\$ 1,172.76	8,507	26.5	17.1	321.0	1.00	3.05
Seedex Uplander RR	\$ 1,285.90	9063	27.2	17.5	333.2	0.84	1.10
<b>Plot Average</b>	<b>\$ 1,237.71</b>	<b>8783</b>	<b>26.6</b>	<b>17.4</b>	<b>330.1</b>	<b>0.89</b>	<b>1.88</b>



*Hello Sugar*

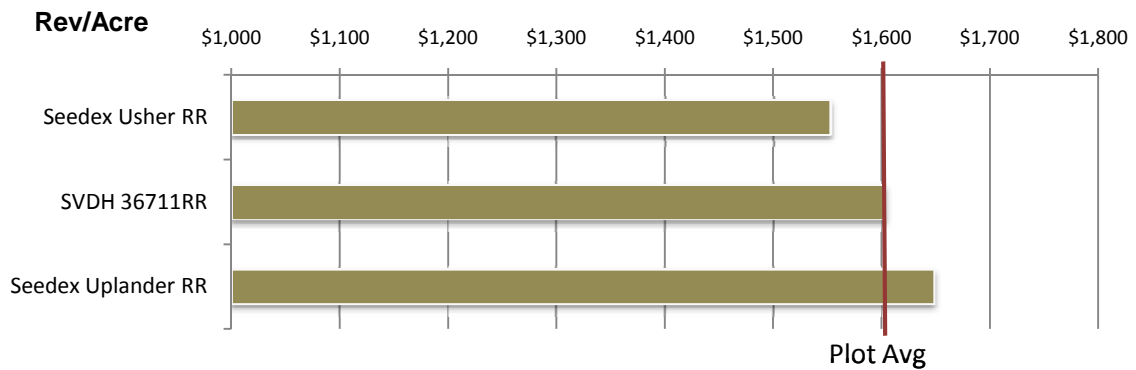


## 2010 Grower Strip Trial

**Jason Morken**  
Eldred, MN

Planted: April 22  
Harvested: October 1

Variety	\$/Acre	Rec/Ac	Tons/Ac	Sgr	Rec/T	SLM	Tare
Seedex Usher RR	\$ 1,552.44	10822	32.0	17.9	338.2	0.94	2.50
SVDH 36711RR	\$ 1,602.45	11096	32.5	18.0	341.4	0.93	2.60
Seedex Uplander RR	\$ 1,647.90	11222	32.1	18.3	349.6	0.82	2.70
<b>Plot Average</b>	<b>\$ 1,600.93</b>	<b>11047</b>	<b>32.2</b>	<b>18.1</b>	<b>343.1</b>	<b>0.90</b>	<b>2.60</b>



*Hello Sugar*

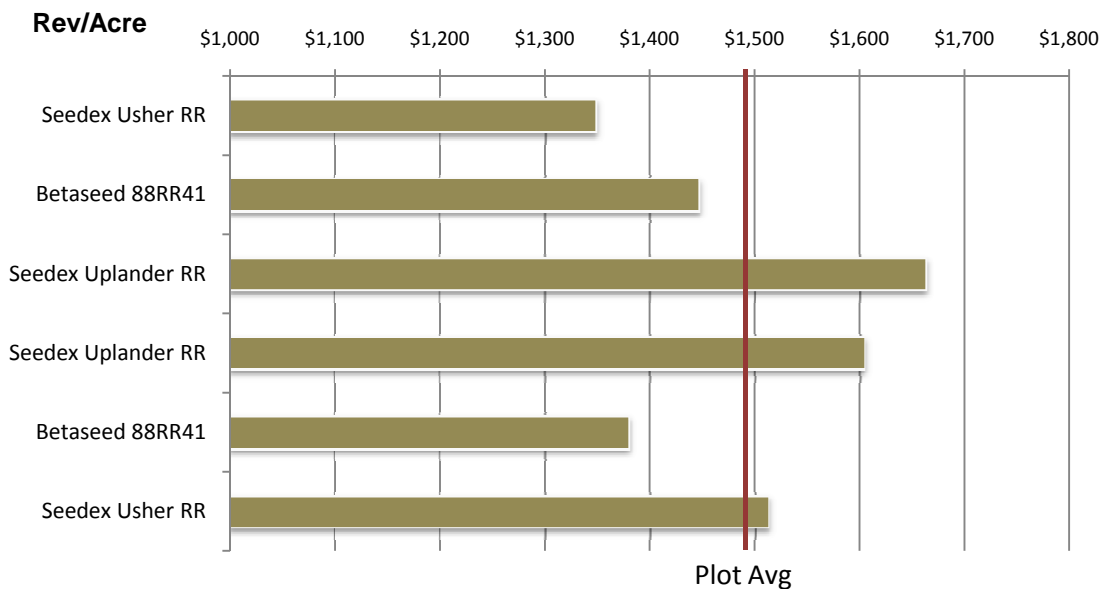


## 2010 Grower Strip Trial

**Todd Evenson**  
Climax, MN

Planted: April 21  
Harvested: October 8

Variety	\$/Acre	Rec/Ac	Tons/Ac	Sgr	Rec/T	SLM	Tare
Seedex Usher RR	\$ 1,348.44	9088	25.6	18.7	355.0	0.90	1.90
Betaseed 88RR41	\$ 1,446.89	9671	26.9	19.0	359.5	1.03	1.85
Seedex Uplander RR	\$ 1,662.70	10912	29.5	19.4	369.9	0.86	1.10
Seedex Uplander RR	\$ 1,604.22	10519	28.4	19.3	370.4	0.78	1.50
Betaseed 88RR41	\$ 1,380.05	9301	26.2	18.7	355.0	0.90	1.25
Seedex Usher RR	\$ 1,512.19	9977	27.2	19.2	366.8	0.81	2.10
<b>Plot Average</b>	<b>\$ 1,492.41</b>	<b>9911</b>	<b>27.3</b>	<b>19.0</b>	<b>362.8</b>	<b>0.88</b>	<b>1.62</b>



*Hello Sugar*

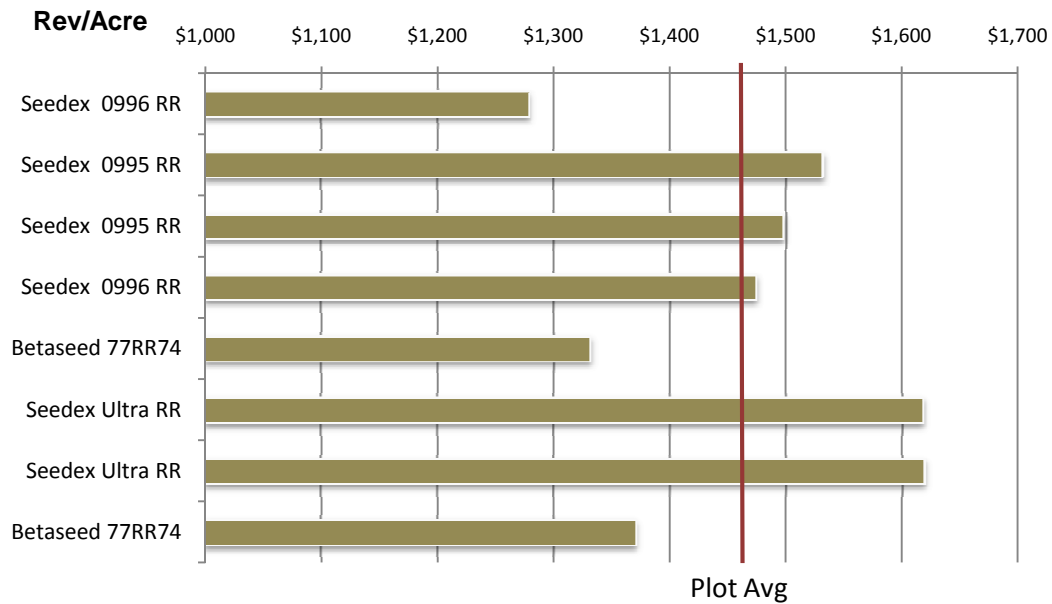


# 2010 Grower Strip Trial

**Stuehnenberg Farms**  
Kent, MN

Planted: April 18  
Harvested: October 7

Variety	\$/Acre	Rec/Ac	Tons/Ac	Sgr	Rec/T
Seedex 0996 RR	\$ 1,278.10	8,861	26.0	17.0	340.8
Seedex 0995 RR	\$ 1,531.48	10,197	28.2	18.1	361.6
Seedex 0995 RR	\$ 1,496.89	10,242	29.5	17.4	347.2
Seedex 0996 RR	\$ 1,473.89	10,021	28.6	17.5	350.4
Betaseed 77RR74	\$ 1,331.19	9,260	27.3	17.0	339.2
Seedex Ultra RR	\$ 1,617.34	10,800	30.0	18.0	360.0
Seedex Ultra RR	\$ 1,618.68	11,076	31.9	17.4	347.2
Betaseed 77RR74	\$ 1,369.89	9,473	27.7	17.1	342.0
<b>Plot Average</b>	<b>\$ 1,464.68</b>	<b>9,991</b>	<b>28.7</b>	<b>17.4</b>	<b>348.6</b>



*Hello Sugar*

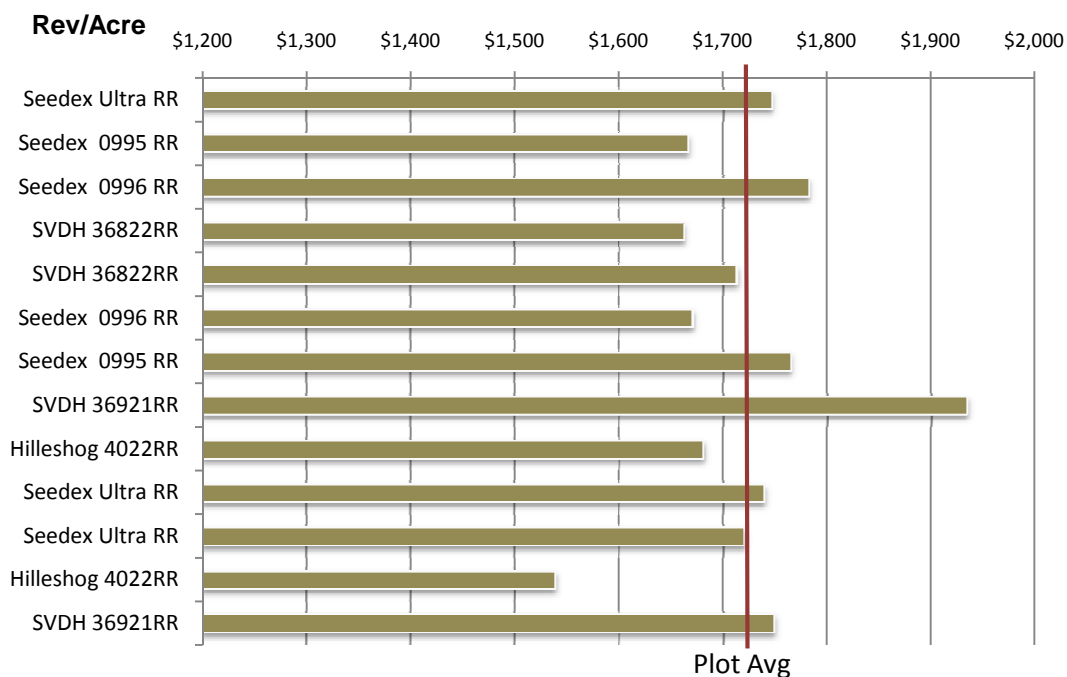


## 2010 Grower Strip Trial

**Etzler Farms**  
Foxhome, MN

Planted: April 17  
Harvested: October 6

Variety	\$/Acre	Rec/Ac	Tons/Ac	Sgr	Rec/T	Tare
Seedex Ultra RR	\$ 1,746.40	11,748	33.0	17.8	356.0	1.39
Seedex 0995 RR	\$ 1,666.82	11,356	32.5	17.5	349.4	1.32
Seedex 0996 RR	\$ 1,782.35	11,893	33.0	18.0	360.4	0.95
SVDH 36822RR	\$ 1,662.51	11,367	32.7	17.4	347.6	1.19
SVDH 36822RR	\$ 1,713.41	11,729	33.8	17.4	347.0	0.79
Seedex 0996 RR	\$ 1,670.43	11,029	30.1	18.3	366.4	2.52
Seedex 0995 RR	\$ 1,764.65	11,708	32.2	18.2	363.6	1.64
SVDH 36921RR	\$ 1,934.01	12,804	35.1	18.2	364.8	1.38
Hilleshog 4022RR	\$ 1,680.49	11,226	31.2	18.0	359.8	1.79
Seedex Ultra RR	\$ 1,739.86	11,722	33.0	17.8	355.2	1.51
Seedex Ultra RR	\$ 1,719.94	11,570	32.5	17.8	356.0	1.28
Hilleshog 4022RR	\$ 1,538.39	10,310	28.8	17.9	358.0	1.80
SVDH 36921RR	\$ 1,748.81	11,900	34.0	17.5	350.0	1.40
<b>Plot Average</b>	<b>\$ 1,720.62</b>	<b>11,566</b>	<b>32.5</b>	<b>17.8</b>	<b>356.5</b>	<b>1.46</b>



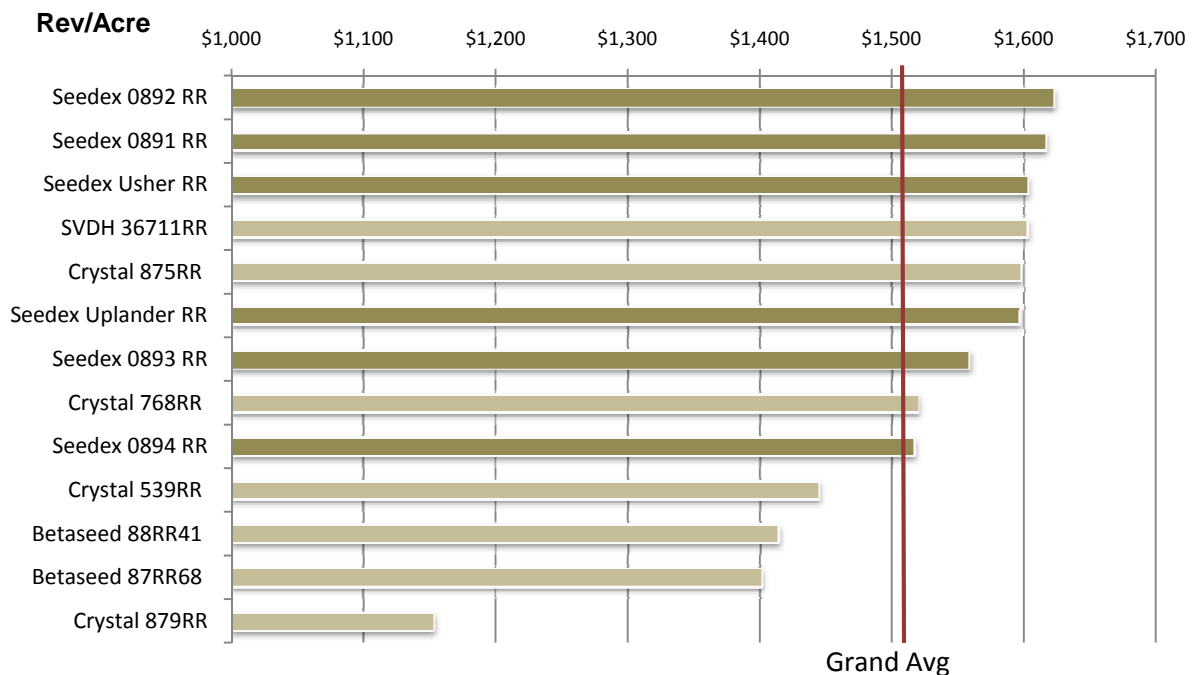
*Hello Sugar*



# Summary 2010 Grower Strip Trials

All Locations

Variety	\$/Acre	Rec/Ac	Tons/Ac	Sgr	Rec/T	SLM	Tare
Seedex 0892 RR	\$ 1,622.31	10,849	30.2	19.0	359.6	1.00	3.67
Seedex 0891 RR	\$ 1,616.84	10,777	29.9	19.1	362.4	0.98	3.42
Seedex Usher RR	\$ 1,602.82	10,817	30.5	18.8	355.1	1.02	1.92
SVDH 36711RR	\$ 1,602.45	11,096	32.5	18.0	341.4	0.93	2.60
Crystal 875RR	\$ 1,597.53	11,140	33.0	18.1	338.1	1.17	4.88
Seedex Uplander RR	\$ 1,596.75	10,576	29.0	19.2	365.1	0.94	2.06
Seedex 0893 RR	\$ 1,558.19	10,447	29.2	18.8	358.5	0.92	2.02
Crystal 768RR	\$ 1,519.45	9,878	26.3	19.8	375.5	0.98	1.58
Seedex 0894 RR	\$ 1,516.71	10,327	29.5	18.5	349.8	1.02	2.56
Crystal 539RR	\$ 1,444.20	9,517	25.9	19.3	367.4	0.93	10.35
Betaseed 88RR41	\$ 1,413.47	9,486	26.6	18.8	357.3	0.96	1.55
Betaseed 87RR68	\$ 1,401.20	9,394	26.3	19.0	357.9	1.08	0.58
Crystal 879RR	\$ 1,152.51	8,346	26.0	17.1	321.7	0.99	2.68
<b>Grand Average</b>	<b>\$ 1,511.11</b>	<b>10,204</b>	<b>28.8</b>	<b>18.7</b>	<b>354.6</b>	<b>0.99</b>	<b>3.06</b>



Locations: Ulen, Drayton, Hillsboro, Nielsville, Eldred and Climax

Hello Sugar